




**ASEAN  
TRUCKING  
FEDERATION**



# INDONESIA TRUCKING ASSOCIATION CRITICAL ISSUES IN 2023

- *How to Improve National Trucking Capabilities*


# INTRODUCTION



2023 is a very important year for Indonesia's economic growth, which is marked by a projected growth of 5.3% per year.



Logistics and transportation sectors are also predicted to grow higher than projected national economic growth, which is between 5% and 8%.



Specifically in the field of land transportation (trucking), the same thing also applies, but there are still many things that need to be improved and become the main challenge in this year



**ASEAN  
TRUCKING  
FEDERATION**

# THREE (3) MAIN ISSUE IN INDONESIA



Controlling the implementation of trucks that violate the provisions of over dimensions and over loads (ODOL) starting January 2023. Indonesia already has sufficiently complete regulations to implement this, but so far the government has tolerated for violations



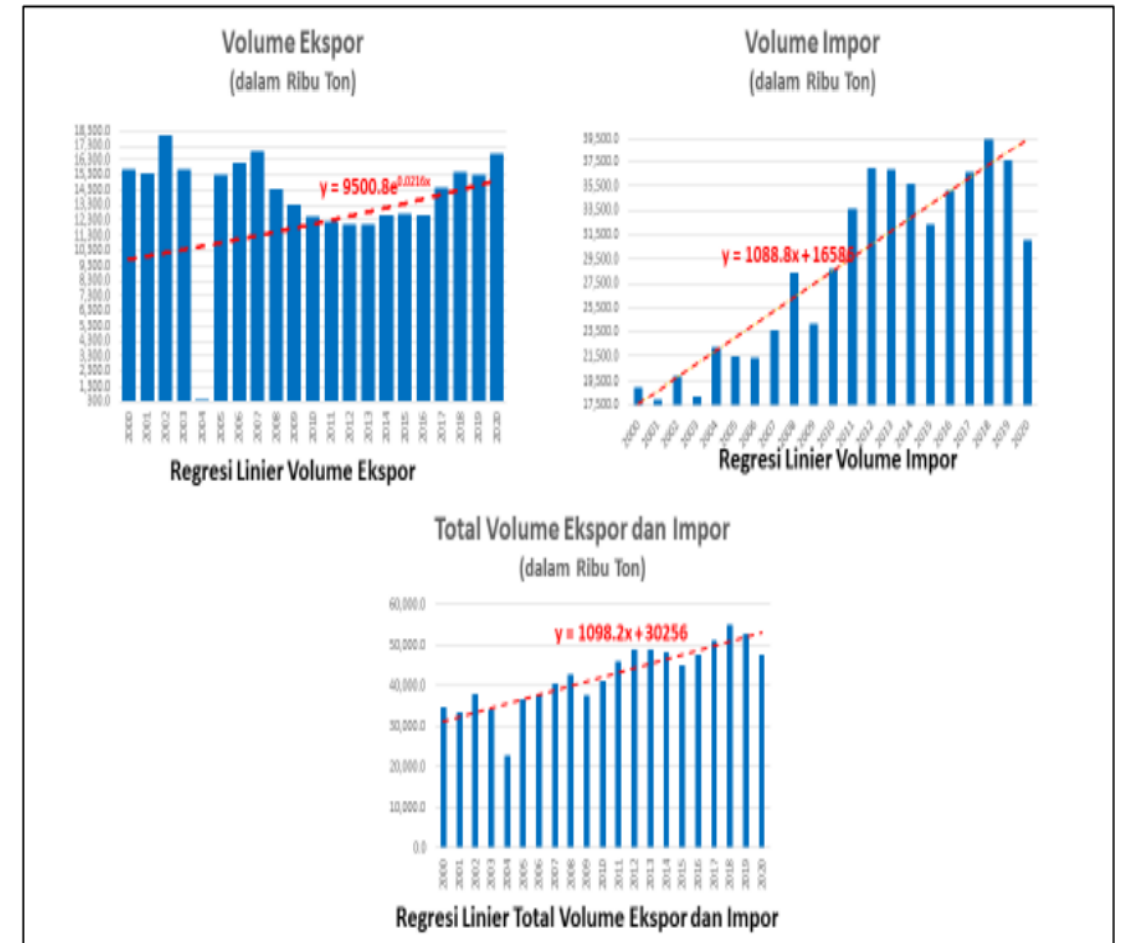
The control of ODOL is followed by the implementation of truck safety security which will also soon become the government's target. It's not easy but we have to start upholding the rules (law enforcement)



The third issues that is also important is that starting in 2024 the government will implement regulations regarding halal product guarantees and the implementation of halal logistics, including the use of trucking in carrying halal goods. In this context, 2023 is the preparation for the trucking industry to enter the era of implementing halal regulations in Indonesia

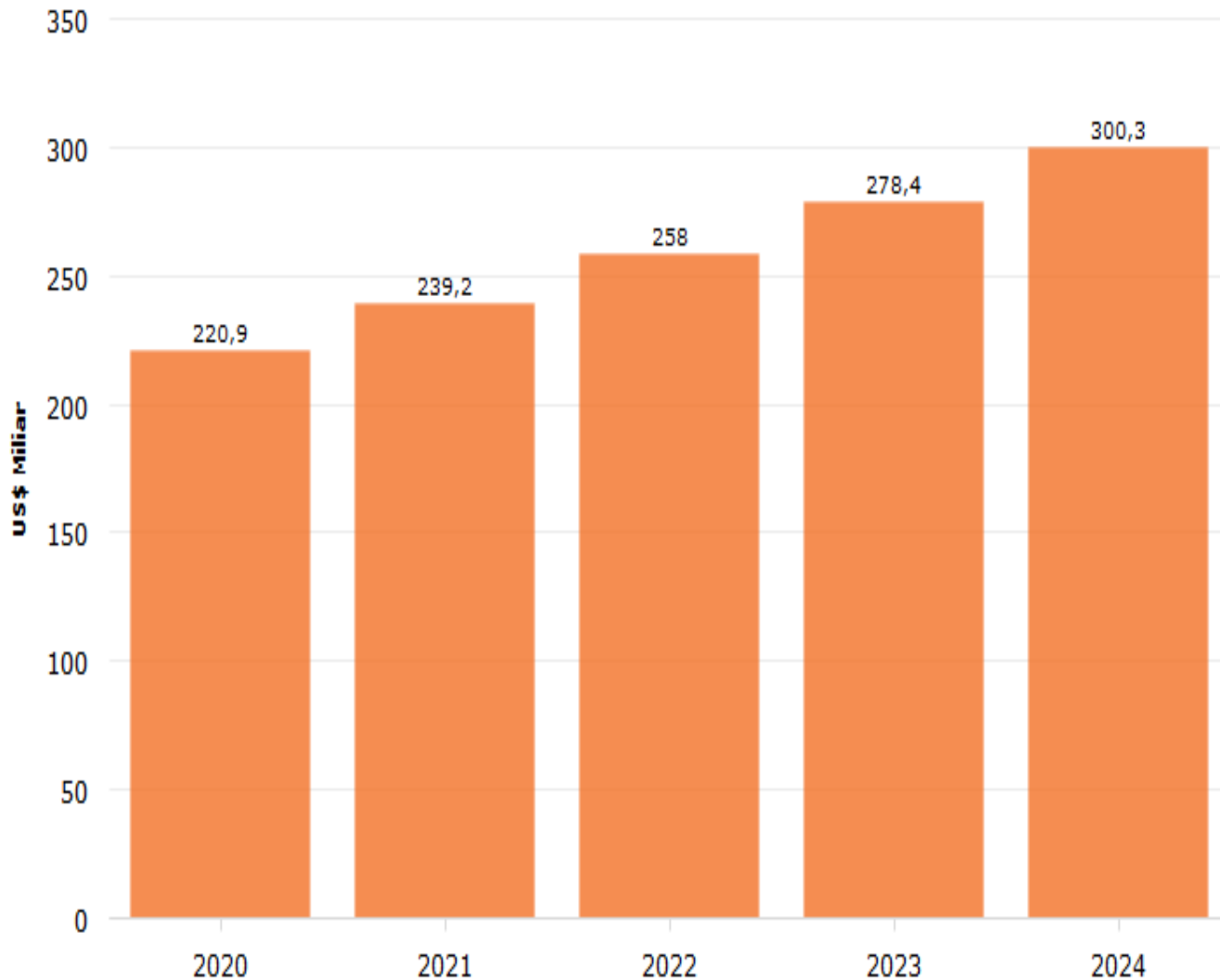
# CHALLENGES FOR VOLUME PROJECTION IN JAKARTA PORT

Tahun	Volume Ekspor $y = 9500.8e^{0.0216x}$	Volume Impor $y = 1088.8x + 16586$	Volume Ekspor + Impor $y = 1098.2x + 30256$
	(Ribun Ton)	(Ribun Ton)	(Ribun Ton)
2022	15,614.13	41,628.4	55,514.6
2023	15,955.06	42,717.2	56,612.8
2024	16,303.44	43,806.0	57,711.0
<b>2025</b>	<b>16,659.42</b>	<b>44,894.8</b>	<b>58,809.2</b>
2026	17,023.18	45,983.6	59,907.4
2027	17,394.88	47,072.4	61,005.6
2028	17,774.70	48,161.2	62,103.8
2029	18,162.81	49,250.0	63,202.0
<b>2030</b>	<b>18,559.39</b>	<b>50,338.8</b>	<b>64,300.2</b>
2031	18,964.64	51,427.6	65,398.4
2032	19,378.73	52,516.4	66,496.6
2033	19,801.86	53,605.2	67,594.8
2034	20,234.24	54,694.0	68,693.0
<b>2035</b>	<b>20,676.05</b>	<b>55,782.8</b>	<b>69,791.2</b>



## DAILY MOVEMENT IN JAKARTA PORT 2022 – 2035 PROJECTION

Tahun	Ekspor			Impor			Ekspor + Impor		
	(Ribu Ton) per tahun	(Ribu Teus) per tahun	(Ribu Teus) per hari	(Ribu Ton)per tahun	(Ribu Teus) per tahun	(Ribu Teus) per hari	(Ribu Ton)per tahun	(Ribu Teus) per tahun	(Ribu Teus) per hari
2022	15,614.13	1697.73	4.65	41,628.4	4526.27	12.40	55,514.6	6,224.01	17.05
2023	15,955.06	1729.42	4.74	42,717.2	4630.26	12.69	56,612.8	6,359.69	17.42
2024	16,303.44	1762.54	4.83	43,806.0	4735.79	12.97	57,711.0	6,498.33	17.80
<b>2025</b>	<b>16,659.42</b>	<b>1797.09</b>	<b>4.92</b>	<b>44,894.8</b>	<b>4842.90</b>	<b>13.27</b>	<b>58,809.2</b>	<b>6,639.99</b>	<b>18.19</b>
2026	17,023.18	1833.10	5.02	45,983.6	4951.64	13.57	59,907.4	6,784.74	18.59
2027	17,394.88	1870.60	5.12	47,072.4	5062.05	13.87	61,005.6	6,932.65	18.99
2028	17,774.70	1909.61	5.23	48,161.2	5174.17	14.18	62,103.8	7,083.78	19.41
2029	18,162.81	1950.17	5.34	49,250.0	5288.04	14.49	63,202.0	7,238.21	19.83
<b>2030</b>	<b>18,559.39</b>	<b>1992.29</b>	<b>5.46</b>	<b>50,338.8</b>	<b>5403.71</b>	<b>14.80</b>	<b>64,300.2</b>	<b>7,396.00</b>	<b>20.26</b>
2031	18,964.64	2036.02	5.58	51,427.6	5521.21	15.13	65,398.4	7,557.24	20.70
2032	19,378.73	2081.40	5.70	52,516.4	5640.59	15.45	66,496.6	7,721.98	21.16
2033	19,801.86	2128.45	5.83	53,605.2	5761.88	15.79	67,594.8	7,890.32	21.62
2034	20,234.24	2177.22	5.96	54,694.0	5885.11	16.12	68,693.0	8,062.33	22.09
<b>2035</b>	<b>20,676.05</b>	<b>2227.75</b>	<b>6.10</b>	<b>55,782.8</b>	<b>6010.34</b>	<b>16.47</b>	<b>69,791.2</b>	<b>8,238.09</b>	<b>22.57</b>



## PROJECTION LOGISTICS COST IN 2024 WILL BE IN USD 300 Bio.


- National Logistics Industry in Indonesia Will growing for 10 % - 12%, in each year from 2022 to 2024
- Domestic & e-commerce sector will lead for increasing up to 15% - 20% Year on Year Growing.

# TRANSPORTATION 4.0 - DIGITALIZATION



- Sharing Platform for order creating & Tracking .
- Ecommerce transportation & digitalization control tower management.
- Integrated tracking management system.


# RECOMMENDATION



It is important for ATF to consolidate and coordinate to take a common position to overcome the global issues, especially in ASEAN



For that we recommend that ATF can agree to find an integrated solution in order to support our business in ASEAN collaboration



We help ATF members to find solutions to overcome the domestic challenges, especially in land transportation issues in our respective countries





**ASEAN  
TRUCKING  
FEDERATION**

# THANK YOU



**GEMILANG TARIGAN**

*Chairman of Indonesia Trucking Association (ITA)*